


OTHER DISPOSAL OPTIONS



Ask a doctor if he or she will accept properly "containerized" sharps for safe disposal.



Contact a local hospital to see if it will accept sharps that have been properly secured in a container.



Check with a pharmacy. Some sell specially designed containers for use by homeowners securing health care wastes for disposal in household trash. Some pharmacies also sell "mail-back" containers that are mailed to companies that incinerate the sharps.



If the community is served by a regional household hazardous waste (HHW) collection facility, ask if it will accept sharps.



For more information, contact:

DEP REGIONAL OFFICES

SOUTHEAST REGION, NORRISTOWN (484) 250- 5900
Bucks, Chester, Delaware, Montgomery and Philadelphia Counties

NORTHEAST REGION, WILKES-BARRE (570) 826-2511
Carbon, Lackawanna, Lehigh, Luzerne, Monroe, Northampton, Pike, Schuylkill, Susquehanna, Wayne and Wyoming Counties

SOUTHCENTRAL REGION, HARRISBURG (717) 705-4700
Adams, Bedford, Berks, Blair, Cumberland, Dauphin, Franklin, Fulton, Huntingdon, Juniata, Lancaster, Lebanon, Mifflin, Perry and York Counties

NORTHCENTRAL REGION, WILLIAMSPORT (570) 327-3636
Bradford, Cameron, Centre, Clearfield, Clinton, Columbia, Lycoming, Montour, Northumberland, Potter, Snyder, Sullivan, Tioga and Union Counties


SOUTHWEST REGION, PITTSBURGH (412) 442-4000
Allegheny, Armstrong, Beaver, Cambria, Fayette, Greene, Indiana, Somerset, Washington and Westmoreland Counties

NORTHWEST REGION, MEADVILLE (814) 332-6945
Butler, Clarion, Crawford, Elk, Erie, Forest, Jefferson, Lawrence, McKean, Mercer, Venango and Warren Counties

For more information, visit
www.depweb.state.pa.us, keyword:
Infectious Waste.




DISPOSAL TIPS FOR HOME HEALTH CARE WASTES



pennsylvania
DEPARTMENT OF ENVIRONMENTAL
PROTECTION

Home health care wastes

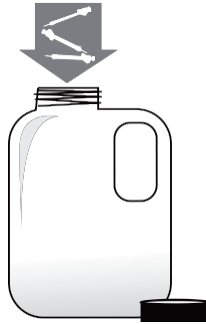
primarily consist of used “sharps,” such as needles, syringes, lancets and other sharp objects, as well as soiled bandages, disposable sheets and gloves. Prevent injury, illness and pollution by following some simple steps when disposing of these wastes in the household trash.



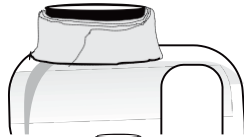
4. Place non-sharp home health care wastes in a doubled, securely fastened, opaque plastic trash bag before putting them in the garbage can with other wastes.



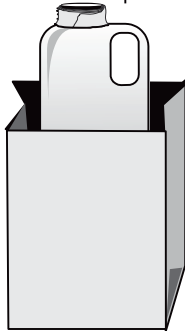
1. Place all sharps in a puncture-resistant, hard plastic or metal container. An empty detergent bottle with a screw-on cap or an empty coffee can will do.



2. Close the container with its original lid and secure with heavy duty tape.



3. Place the tightly sealed container in a paper bag and discard it with the household trash.



DO NOT PLACE IT WITH RECYCLABLES.

RECOMMENDED TREATMENT:

Prior to disposal, disinfect sharps with a solution of 1 teaspoon of bleach in 1/2 gallon of water.



“DOs & DON'Ts”

DO:

- Place sharps in an opaque, puncture-resistant container.
- Seal lids on containers of sharps with heavy-duty tape.
- Seal trash bags with tape or wire/plastic ties.
- Label plastic jug or metal can "DO NOT RECYCLE."
- Keep waste containers out of reach of children and animals.

DON'T:

- Place loose sharps in the trash or toilet.
- Label the containers as medical waste.
- Clip needles with a pair of scissors.
- Place sealed containers in with recyclables.

DO NOT RECYCLE ANY SHARPS!